

Profil LED / Profile LED

# CLARO

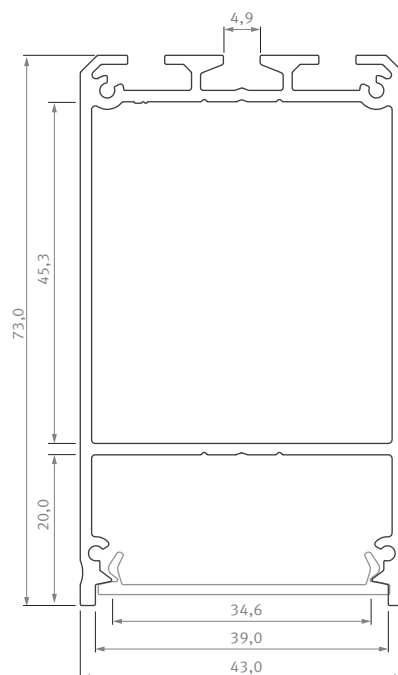
## Karta produktu Data sheet

**PL**

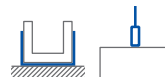
Profil nawierzchniowy – do podświetlenia pomieszczeń domowych i przestrzeni biurowych. Do zastosowania w postaci lampy wiszącej, z ukrytym zasilaczem.

**EN**

Surface-mounted profile – for household and office room illumination – to be used as a pendant lamp with a hidden power supply.



**Sposoby montażu /**  
Assembly methods






**Obejrzyj wideo /**  
Watch video



# CLARO







## Profil LED / Profile LED

Wymiary [mm] / Dimensions (mm): 1000, 2020, 3000







	<b>BIAŁY (lakierowany)</b> white (lacquered)	<b>CZARNY (lakierowany)</b> black (lacquered)	<b>SREBRNY (anodowany)</b> silver (anodized)
<b>Kolory profili</b> Profile colors			
1,0 m	10-0601-10	10-0000-06	10-0604-10
2,02 m	10-0601-20	10-0000-07	10-0604-20
3,0 m	10-0601-30	10-0000-08	10-0604-30
<b>Szerokość taśmy LED (mm)</b> LED strip width (mm)	<b>3 × 12</b>		

## Klosze (PVC/PMMA/PC) / Covers


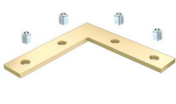





Wymiary [mm] / Dimensions (mm): 1000, 2020, 3000

<b>TRANSPARENTNY</b> transparent	<b>MROŻONY</b> frozen	<b>MLECZNY</b> milky	<b>FROSTED MLECZNY</b> milky frosted	<b>TRANSPARENTNY</b> transparent	<b>SREBRNY</b> silver
<b>WIDE</b>			<b>PRISMATIC PC</b>		
					
1 m/PMMA 11-2033-10 1 m/PC 11-3033-10	1 m/PMMA 11-2032-10 1 m/PC 11-3032-10	1 m/PMMA 11-2031-10 1 m/PC 11-3031-10	1 m/PMMA 11-2036-10	1 m/PC 11-3034-10	1m/ 14-7068-00

## Zaślepki (aluminium) / End caps (aluminum)

<b>Z OTWOREM</b> with a hole			<b>BEZ OTWORU</b> without a hole		
<b>BIAŁY</b> white	<b>CZARNY</b> black	<b>SREBRNY</b> silver	<b>BIAŁY</b> white	<b>CZARNY</b> black	<b>SREBRNY</b> silver
<b>CLARO</b>					
					
ALU 12-1141-10	ALU 12-0000-54	ALU 12-1145-10	ALU 12-1141-11	ALU 12-0000-53	ALU 12-1145-11

## Dodatki / Accessories

<b>ŁĄCZNIK PROSTY</b> straight connector	<b>ŁĄCZNIK KĄTOWY 90°</b> angular connector 90°	<b>ŁĄCZNIK POPRZECZNY KĄTOWY</b> angular transverse connector	<b>ŁĄCZNIK KĄTOWY 120°</b> angular connector 120°	<b>UCHWYT A METALOWY</b> metal mounting clip	<b>UCHWYT NA PRZEWÓD fi 5 mm</b> cable fi 5 mm holder	<b>ZAWIESIA</b> pendants
						
14-3032-02	14-3030-01	14-3038-01	14-3036-01	13-0210-02	*T 14-7067-00 *B 14-7067-02	*S 14-2011-02 *B 14-2076-00 *W 14-2075-00

\* S SREBRNY silver; \* B CZARNY black; \* T TRANSPARENTNY transparent; \* W BIAŁY white

**Maksymalna rozpraszana moc źródeł światła LED**

Maximum dissipated power of LED light sources

dla temperatury profilu for temperature profile <b>55° C</b>	dla temperatury profilu for temperature profile <b>65° C</b>
<b>55,3 W</b>	<b>69,9 W</b>

**LUMINES**<sup>®</sup>  
LIGHTING

[www.lumines.pl](http://www.lumines.pl)

